

2017 First Year Cleveland


First Year Cleveland (FYC) mobilizes the community through partnerships and a unified strategy to reduce infant deaths and racial disparities.

CUYAHOGA COUNTY POPULATION

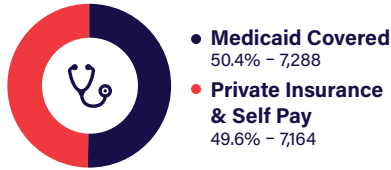
1,248,514

POVERTY RATE

18.3%

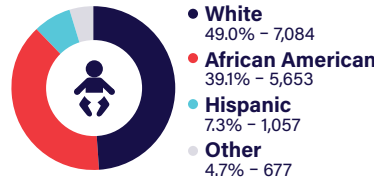


MEDICAID VS. PRIVATE INSURANCE



TOTAL BIRTHS

14,558



BABIES CELEBRATING A FIRST BIRTHDAY

14,440

BABIES NOT CELEBRATING A FIRST BIRTHDAY

118



PRENATAL CARE



THE PROBLEM: WHY OUR BABIES ARE DYING



HIGHEST 10 INFANT MORTALITY RATES BY ZIP CODE:

IMR	ZIP	RANK & AREA
36.59%	44110	1. Collinwood-Nottingham/North Shore Collinwood
34.29%	44115	2. Cuyahoga Valley/Central
23.44%	44112	3. East Cleveland
23.41%	44137	4. Maple Heights
18.06%	44104	5. Kinsman/Buckeye-Woodhill/Central/Fairfax/Mount Pleasant
17.63%	44135	6. Bellaire-Puritas/Hopkins/Kamm's
17.24%	44119	7. North Shore Collinwood/Euclid
16.56%	44146	8. Bedford, Bedford Heights, Oakwood, Walton Hills
15.71%	44103	9. St.Clair-Superior/Hough/Central/Goodrich-Kirtland
14.49%	44114	10. Downtown/Goodrich-Kirtland

RACIAL DISPARITIES

INFANT BIRTHS BY RACE



INFANT DEATHS BY RACE



2017 DATA

TOTAL BIRTHS	DEATHS	INFANT MORTALITY RATE	WHITE INFANT MORTALITY RATE	BLACK INFANT MORTALITY RATE	22 WEEKS OR LESS GESTATION	VERY PRETERM BIRTHS	PRETERM BIRTHS
14,558	118	8.11%	2.40%	16.10%	56	378	1,770

2016 IMR of 8.7% 2015 IMR of 10.5%

FYC PRIORITIES

RACIAL DISPARITIES

- ▶ Structural Racism
- ▶ Interplay between race, equity and infant mortality
- ▶ African Americans have a high rate of premature births

PREMATURITY

- ▶ Emphasis on extreme prematurity loss (22 weeks or less gestation loss)
- ▶ For over two decades, prematurity has been the largest contributing factor to infant deaths in Cuyahoga County

SAFE SLEEP

- ▶ Second largest cause of infant death
- ▶ Almost all preventable
- ▶ Exposure to first- and second-hand smoke is a known risk factor

AFRICAN AMERICAN & WHITE DISPARITY RATE

6.7%